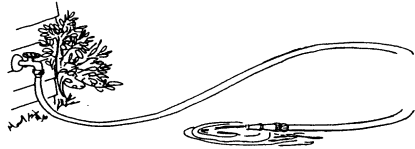
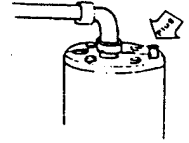


RECOMMENDED GUIDELINES TO DISINFECT A WATER WELL




1. Turn on outside spigots and run the water for several hours. Bypass the water softener.

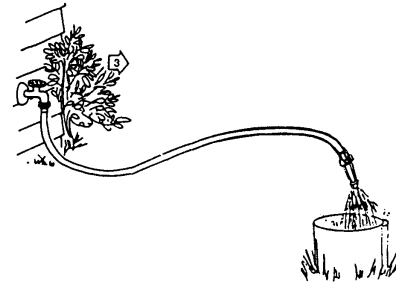
2. Remove the well cap or the vent plug if the well is equipped with a sanitary well seal.



3. Pour 2 gallons of household bleach (5.25% chlorine) directly into the well.

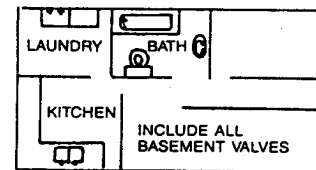


4. Connect a hose to a house spigot and run water directly into the well until the chlorine odor is present in the water. Run the water this way for 15 minutes.




5. Shut off water hose. To lower pH, add 2 quarts of white distilled vinegar directly into the well. Then, run water into the well for 10 minutes.

6. Shut off water supply to hose and proceed to systematically open each water fixture until chlorine odor is present. Include both cold and hot water valves.



7. Close all valves and pour another gallon of bleach directly into the well. Recap the well or replace the vent pipe or plug. Leave all valves closed for a period of 24 hours or longer.

8. Open the hose spigot and discharge water to ground surface or drainage ditch until chlorine odor disappears (expect 2-6 hours). Then, open **every** household fixture and let water run until the chlorine odor is gone (including pressure tank). Close all valves and leave them closed for a minimum of 2 hours. Open **every** household fixture again and let water run until chlorine odor is gone. Repeat previous steps of opening household fixtures until no chlorine odor is present when the fixtures are opened. This will take a while depending on the volume of the well and the plumbing.



9. The well should now be disinfected. Please note that one-third of all first water samples for newly drilled wells test positive for coliform bacteria, and must be re-chlorinated and retested. Contact the Health Department to make an appointment for your water test. *Water samples shall be collected a minimum of 48 hours after the well has been chlorinated and completely flushed to remove all residual chlorine from the system.* Water to be tested shall be checked for the presence of chlorine prior to analysis. Water samples are taken Tuesday afternoons and Wednesday mornings. A satisfactory test must be obtained for approval of the water system.